


# Rider University




## Fall 2021 Course Evaluations

**Course:** HonorsSeminar: GreatIdeasII: BHP-150-N1  
**Instructor:** Timothy McGee \*,Anthony Jay Kosar  
**Response Rate:** 5/0 (500.00 %)




### 1 - Is this course required for your program?

Response Option	Weight	Frequency	Percent	Percent Responses	Means			
Yes	(1)	5	100.00%					
No	(2)	0	0.00%					
				0 25 50 100				
				Response Rate				
				5/6 (83.33%)				




### 2 - What grade do you expect for this course?

Response Option	Weight	Frequency	Percent	Percent Responses	Means			
A	(1)	3	60.00%					
A-	(2)	1	20.00%					
B+	(3)	0	0.00%					
B	(4)	1	20.00%					
B-	(5)	0	0.00%					
C+	(6)	0	0.00%					
C	(7)	0	0.00%					
C-	(8)	0	0.00%					
D+	(9)	0	0.00%					
D	(10)	0	0.00%					
D-	(11)	0	0.00%					
F	(12)	0	0.00%					
				0 25 50 100				
				Response Rate				
				5/6 (83.33%)				

### 3 - My own efforts in the course have resulted in greater knowledge of the subject matter.

Response Option	Weight	Frequency	Percent	Percent Responses	Means			
Strongly Agree	(5)	4	80.00%					
Agree	(4)	1	20.00%					
Neutral	(3)	0	0.00%					
Disagree	(2)	0	0.00%					
Strongly Disagree	(1)	0	0.00%					
				0 25 50 100	Question			
Response Rate				Mean		STD		Median
5/6 (83.33%)				4.80		0.45		5.00

### 4 - My own efforts in the course matched or exceeded the professor's expectations.

Response Option	Weight	Frequency	Percent	Percent Responses	Means			
Strongly Agree	(5)	1	20.00%					
Agree	(4)	4	80.00%					
Neutral	(3)	0	0.00%					
Disagree	(2)	0	0.00%					
Strongly Disagree	(1)	0	0.00%					
				0 25 50 100	Question			
Response Rate				Mean		STD		Median
5/6 (83.33%)				4.20		0.45		4.00

# Rider University

## Fall 2021 Course Evaluations

**Course:** HonorsSeminar: GreatIdeasII: BHP-150-N1

**Instructor:** Timothy McGee \* ,Anthony Jay Kosar

**Response Rate:** 5/0 (500.00 %)

### 5 - I was well-prepared for class, having met reading and other assignment deadlines.

Response Option	Weight	Frequency	Percent	Percent Responses	Means			
Always	(5)	2	40.00%					
Often	(4)	2	40.00%					
Sometimes	(3)	1	20.00%					
Rarely	(2)	0	0.00%					
Never	(1)	0	0.00%					
				0 25 50 100	Question			
Response Rate				Mean		STD		Median
5/6 (83.33%)				4.20		0.84		4.00

### 6 - I participated in class.

Response Option	Weight	Frequency	Percent	Percent Responses	Means			
Always	(5)	4	80.00%					
Often	(4)	1	20.00%					
Sometimes	(3)	0	0.00%					
Rarely	(2)	0	0.00%					
Never	(1)	0	0.00%					
				0 25 50 100	Question			
Response Rate				Mean		STD		Median
5/6 (83.33%)				4.80		0.45		5.00

### 7 - My instructor explained the purpose of this course, as well as the goals of the individual lessons or units.

Response Option	Weight	Frequency	Percent	Percent Responses	Means			
Strongly Agree	(5)	5	100.00%					
Agree	(4)	0	0.00%					
Neutral	(3)	0	0.00%					
Disagree	(2)	0	0.00%					
Strongly Disagree	(1)	0	0.00%					
				0 25 50 100	Question			
Response Rate				Mean		STD		Median
5/6 (83.33%)				5.00		0.00		5.00

### 8 - My instructor set and communicated high expectations.

Response Option	Weight	Frequency	Percent	Percent Responses	Means			
Strongly Agree	(5)	4	80.00%					
Agree	(4)	1	20.00%					
Neutral	(3)	0	0.00%					
Disagree	(2)	0	0.00%					
Strongly Disagree	(1)	0	0.00%					
				0 25 50 100	Question			
Response Rate				Mean		STD		Median
5/6 (83.33%)				4.80		0.45		5.00

# Rider University

## Fall 2021 Course Evaluations

**Course:** HonorsSeminar: GreatIdeasII: BHP-150-N1  
**Instructor:** Timothy McGee \* ,Anthony Jay Kosar  
**Response Rate:** 5/0 (500.00 %)

### 9 - Class activities and assignments were focused on achieving course objectives.

Response Option	Weight	Frequency	Percent	Percent Responses	Means			
Strongly Agree	(5)	4	80.00%			4.80		
Agree	(4)	1	20.00%					
Neutral	(3)	0	0.00%					
Disagree	(2)	0	0.00%					
Strongly Disagree	(1)	0	0.00%					
				0 25 50 100	Question			
Response Rate				Mean		STD		Median
5/6 (83.33%)				4.80		0.45		5.00

### 10 - My instructor led course sessions in an organized way.

Response Option	Weight	Frequency	Percent	Percent Responses	Means			
Strongly Agree	(5)	5	100.00%			5.00		
Agree	(4)	0	0.00%					
Neutral	(3)	0	0.00%					
Disagree	(2)	0	0.00%					
Strongly Disagree	(1)	0	0.00%					
				0 25 50 100	Question			
Response Rate				Mean		STD		Median
5/6 (83.33%)				5.00		0.00		5.00

### 11 - My instructor provided timely feedback on tests and other assignments.

Response Option	Weight	Frequency	Percent	Percent Responses	Means			
Strongly Agree	(5)	4	80.00%			4.80		
Agree	(4)	1	20.00%					
Neutral	(3)	0	0.00%					
Disagree	(2)	0	0.00%					
Strongly Disagree	(1)	0	0.00%					
				0 25 50 100	Question			
Response Rate				Mean		STD		Median
5/6 (83.33%)				4.80		0.45		5.00

### 12 - My instructor explained how work/performance was evaluated.



Response Option	Weight	Frequency	Percent	Percent Responses	Means			
Strongly Agree	(5)	3	60.00%			4.40		
Agree	(4)	1	20.00%					
Neutral	(3)	1	20.00%					
Disagree	(2)	0	0.00%					
Strongly Disagree	(1)	0	0.00%					
				0 25 50 100	Question			
Response Rate				Mean		STD		Median
5/6 (83.33%)				4.40		0.89		5.00

# Rider University



## Fall 2021 Course Evaluations

**Course:** HonorsSeminar: GreatIdeasII: BHP-150-N1  
**Instructor:** Timothy McGee \* ,Anthony Jay Kosar  
**Response Rate:** 5/0 (500.00 %)



### 13 - My instructor created an environment conducive to learning.

Response Option	Weight	Frequency	Percent	Percent Responses	Means			
Strongly Agree	(5)	5	100.00%					
Agree	(4)	0	0.00%					
Neutral	(3)	0	0.00%					
Disagree	(2)	0	0.00%					
Strongly Disagree	(1)	0	0.00%					
				0 25 50 100	Question			
Response Rate				Mean		STD		Median
5/6 (83.33%)				5.00		0.00		5.00



### 14 - My instructor demonstrated respect for the students.

Response Option	Weight	Frequency	Percent	Percent Responses	Means			
Strongly Agree	(5)	5	100.00%					
Agree	(4)	0	0.00%					
Neutral	(3)	0	0.00%					
Disagree	(2)	0	0.00%					
Strongly Disagree	(1)	0	0.00%					
				0 25 50 100	Question			
Response Rate				Mean		STD		Median
5/6 (83.33%)				5.00		0.00		5.00

### 15 - My instructor was available for direct communication.

Response Option	Weight	Frequency	Percent	Percent Responses	Means			
Strongly Agree	(5)	5	100.00%					
Agree	(4)	0	0.00%					
Neutral	(3)	0	0.00%					
Disagree	(2)	0	0.00%					
Strongly Disagree	(1)	0	0.00%					
				0 25 50 100	Question			
Response Rate				Mean		STD		Median
5/6 (83.33%)				5.00		0.00		5.00

### 16 - This course required me to interact with my fellow students

Response Option	Weight	Frequency	Percent	Percent Responses	Means			
Always	(5)	4	80.00%					
Often	(4)	1	20.00%					
Sometimes	(3)	0	0.00%					
Rarely	(2)	0	0.00%					
Never	(1)	0	0.00%					
				0 25 50 100	Question			
Response Rate				Mean		STD		Median
5/6 (83.33%)				4.80		0.45		5.00

# Rider University

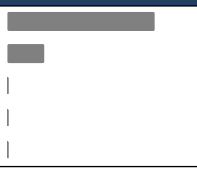
## Fall 2021 Course Evaluations

**Course:** HonorsSeminar: GreatIdeasII: BHP-150-N1

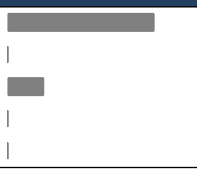
**Instructor:** Timothy McGee \*,Anthony Jay Kosar

**Response Rate:** 5/0 (500.00 %)


### 17 - This course encouraged cooperation and teamwork among students.

Response Option	Weight	Frequency	Percent	Percent Responses	Means			
Always	(5)	4	80.00%		4.80			
Often	(4)	1	20.00%					
Sometimes	(3)	0	0.00%					
Rarely	(2)	0	0.00%					
Never	(1)	0	0.00%					
				0 25 50 100	Question			
<b>Response Rate</b>				<b>Mean</b>		<b>STD</b>		<b>Median</b>
5/6 (83.33%)				4.80		0.45		5.00

### 18 - This course encouraged active or hands-on learning.

Response Option	Weight	Frequency	Percent	Percent Responses	Means			
Always	(5)	4	80.00%		4.60			
Often	(4)	0	0.00%					
Sometimes	(3)	1	20.00%					
Rarely	(2)	0	0.00%					
Never	(1)	0	0.00%					
				0 25 50 100	Question			
<b>Response Rate</b>				<b>Mean</b>		<b>STD</b>		<b>Median</b>
5/6 (83.33%)				4.60		0.89		5.00

### 19 - My instructor created an environment in which I was comfortable participating.

Response Option	Weight	Frequency	Percent	Percent Responses	Means			
Always	(5)	5	100.00%		5.00			
Often	(4)	0	0.00%					
Sometimes	(3)	0	0.00%					
Rarely	(2)	0	0.00%					
Never	(1)	0	0.00%					
				0 25 50 100	Question			
<b>Response Rate</b>				<b>Mean</b>		<b>STD</b>		<b>Median</b>
5/6 (83.33%)				5.00		0.00		5.00

### 20 - Additional Comments:

**Response Rate** 2/6 (33.33%)

- Dr. McGee and Dr. Kosar both bring such a lively energy to this class that makes it truly a joy to take! I feel like this class really has given me a more thorough understanding of the world and that they introduced me to new perspectives and gave me a way to share my thoughts. I would definitely love to take more courses like this, if only I had time in my scheudle.
- I loved BHP 150! Dr. McGee and Dr. Kosar moderated some of the best discussions I've ever had in an academic setting, and I am very grateful I had the opportunity to learn from these two wonderful professors and my peers.

### 21 - What specific advice would you have for this instructor about things he/she could do to help you learn better?

**Response Rate** 2/6 (33.33%)

- There's not much to be improved on! The environment was very comfortable yet conducive to learning, and the conversations in class were impeccable. The only thing that could've made it better is if there was a way to coax other people into participating more early, since it took a bit for everyone to really grow comfortable with participation. Maybe moving the feminism topic up due to this being a female-dominant class would achieve that goal?
- The quizzes were often a little subjective. Considering that our discussions were always open to different interpretations of the texts, the quizzes were often very difficult to decide what perspective we were supposed to have to answer correctly.

### 22 - Please explain how assignments and activities supported the learning outcomes for the course.

**Response Rate** 1/6 (16.67%)

- The readings and writings we did were essential to the class discussion we've had, which were the crux of the learning outcomes for this class. They were all important, and none felt like a waste of time at all. They only assigned what was needed and important, which made the whole experience better.