


Rider University





Spring A 2021 Course Evaluations

Course: VisualCommunication: COMM-525-OL1 : McGee, Timothy
Instructor: Timothy McGee *
Response Rate: 6/9 (66.67 %)




1 - Is this course required for your program?

Response Option	Weight	Frequency	Percent	Percent Responses	Means
Yes	(1)	6	100.00%		
No	(2)	0	0.00%		
				0 25 50 100	
				Response Rate	
				6/9 (66.67%)	




2 - What grade do you expect for this course?

Response Option	Weight	Frequency	Percent	Percent Responses	Means
A	(1)	2	33.33%		
A-	(2)	2	33.33%		
B+	(3)	1	16.67%		
B	(4)	0	0.00%		
B-	(5)	1	16.67%		
C+	(6)	0	0.00%		
C	(7)	0	0.00%		
C-	(8)	0	0.00%		
D+	(9)	0	0.00%		
D	(10)	0	0.00%		
D-	(11)	0	0.00%		
F	(12)	0	0.00%		
				0 25 50 100	
				Response Rate	
				6/9 (66.67%)	

3 - My own efforts in the course have resulted in greater knowledge of the subject matter.

Response Option	Weight	Frequency	Percent	Percent Responses	Means
Strongly Agree	(5)	5	83.33%		
Agree	(4)	1	16.67%		
Neutral	(3)	0	0.00%		
Disagree	(2)	0	0.00%		
Strongly Disagree	(1)	0	0.00%		
				0 25 50 100	Question
				Response Rate	Mean
				6/9 (66.67%)	4.83
					STD
					0.41
					Median
					5.00

4 - My own efforts in the course matched or exceeded the professor's expectations.

Response Option	Weight	Frequency	Percent	Percent Responses	Means
Strongly Agree	(5)	3	50.00%		
Agree	(4)	3	50.00%		
Neutral	(3)	0	0.00%		
Disagree	(2)	0	0.00%		
Strongly Disagree	(1)	0	0.00%		
				0 25 50 100	Question
				Response Rate	Mean
				6/9 (66.67%)	4.50
					STD
					0.55
					Median
					4.50

Rider University

Spring A 2021 Course Evaluations

Course: VisualCommunication: COMM-525-OL1 : McGee, Timothy
Instructor: Timothy McGee *
Response Rate: 6/9 (66.67 %)

5 - I was well-prepared for class, having met reading and other assignment deadlines.

Response Option	Weight	Frequency	Percent	Percent Responses	Means			
Always	(5)	3	50.00%					
Often	(4)	3	50.00%					
Sometimes	(3)	0	0.00%					
Rarely	(2)	0	0.00%					
Never	(1)	0	0.00%					
				0 25 50 100	Question			
Response Rate				Mean		STD		Median
6/9 (66.67%)				4.50		0.55		4.50

6 - I participated in class.

Response Option	Weight	Frequency	Percent	Percent Responses	Means			
Always	(5)	4	66.67%					
Often	(4)	2	33.33%					
Sometimes	(3)	0	0.00%					
Rarely	(2)	0	0.00%					
Never	(1)	0	0.00%					
				0 25 50 100	Question			
Response Rate				Mean		STD		Median
6/9 (66.67%)				4.67		0.52		5.00

7 - My instructor explained the purpose of this course, as well as the goals of the individual lessons or units.

Response Option	Weight	Frequency	Percent	Percent Responses	Means			
Strongly Agree	(5)	3	50.00%					
Agree	(4)	3	50.00%					
Neutral	(3)	0	0.00%					
Disagree	(2)	0	0.00%					
Strongly Disagree	(1)	0	0.00%					
				0 25 50 100	Question			
Response Rate				Mean		STD		Median
6/9 (66.67%)				4.50		0.55		4.50

8 - My instructor set and communicated high expectations.



Response Option	Weight	Frequency	Percent	Percent Responses	Means			
Strongly Agree	(5)	3	50.00%					
Agree	(4)	3	50.00%					
Neutral	(3)	0	0.00%					
Disagree	(2)	0	0.00%					
Strongly Disagree	(1)	0	0.00%					
				0 25 50 100	Question			
Response Rate				Mean		STD		Median
6/9 (66.67%)				4.50		0.55		4.50

Rider University



Spring A 2021 Course Evaluations

Course: VisualCommunication: COMM-525-OL1 : McGee, Timothy
Instructor: Timothy McGee *
Response Rate: 6/9 (66.67 %)



9 - Class activities and assignments were focused on achieving course objectives.

Response Option	Weight	Frequency	Percent	Percent Responses	Means			
Strongly Agree	(5)	4	66.67%					
Agree	(4)	2	33.33%					
Neutral	(3)	0	0.00%					
Disagree	(2)	0	0.00%					
Strongly Disagree	(1)	0	0.00%					
				0 25 50 100	Question			
Response Rate				Mean		STD		Median
6/9 (66.67%)				4.67		0.52		5.00



10 - My instructor led course sessions in an organized way.

Response Option	Weight	Frequency	Percent	Percent Responses	Means			
Strongly Agree	(5)	4	66.67%					
Agree	(4)	2	33.33%					
Neutral	(3)	0	0.00%					
Disagree	(2)	0	0.00%					
Strongly Disagree	(1)	0	0.00%					
				0 25 50 100	Question			
Response Rate				Mean		STD		Median
6/9 (66.67%)				4.67		0.52		5.00

11 - My instructor provided timely feedback on tests and other assignments.

Response Option	Weight	Frequency	Percent	Percent Responses	Means			
Strongly Agree	(5)	5	83.33%					
Agree	(4)	1	16.67%					
Neutral	(3)	0	0.00%					
Disagree	(2)	0	0.00%					
Strongly Disagree	(1)	0	0.00%					
				0 25 50 100	Question			
Response Rate				Mean		STD		Median
6/9 (66.67%)				4.83		0.41		5.00

12 - My instructor explained how work/performance was evaluated.



Response Option	Weight	Frequency	Percent	Percent Responses	Means			
Strongly Agree	(5)	5	83.33%					
Agree	(4)	1	16.67%					
Neutral	(3)	0	0.00%					
Disagree	(2)	0	0.00%					
Strongly Disagree	(1)	0	0.00%					
				0 25 50 100	Question			
Response Rate				Mean		STD		Median
6/9 (66.67%)				4.83		0.41		5.00

Rider University



Spring A 2021 Course Evaluations

Course: VisualCommunication: COMM-525-OL1 : McGee, Timothy
Instructor: Timothy McGee *
Response Rate: 6/9 (66.67 %)



13 - My instructor created an environment conducive to learning.

Response Option	Weight	Frequency	Percent	Percent Responses	Means			
Strongly Agree	(5)	5	83.33%			4.83		
Agree	(4)	1	16.67%					
Neutral	(3)	0	0.00%					
Disagree	(2)	0	0.00%					
Strongly Disagree	(1)	0	0.00%					
				0 25 50 100	Question			
Response Rate				Mean		STD		Median
6/9 (66.67%)				4.83		0.41		5.00



14 - My instructor demonstrated respect for the students.

Response Option	Weight	Frequency	Percent	Percent Responses	Means			
Strongly Agree	(5)	5	83.33%			4.83		
Agree	(4)	1	16.67%					
Neutral	(3)	0	0.00%					
Disagree	(2)	0	0.00%					
Strongly Disagree	(1)	0	0.00%					
				0 25 50 100	Question			
Response Rate				Mean		STD		Median
6/9 (66.67%)				4.83		0.41		5.00

15 - My instructor was available for direct communication.

Response Option	Weight	Frequency	Percent	Percent Responses	Means			
Strongly Agree	(5)	5	83.33%			4.83		
Agree	(4)	1	16.67%					
Neutral	(3)	0	0.00%					
Disagree	(2)	0	0.00%					
Strongly Disagree	(1)	0	0.00%					
				0 25 50 100	Question			
Response Rate				Mean		STD		Median
6/9 (66.67%)				4.83		0.41		5.00

16 - This course required me to interact with my fellow students

Response Option	Weight	Frequency	Percent	Percent Responses	Means			
Always	(5)	1	16.67%			3.33		
Often	(4)	2	33.33%					
Sometimes	(3)	1	16.67%					
Rarely	(2)	2	33.33%					
Never	(1)	0	0.00%					
				0 25 50 100	Question			
Response Rate				Mean		STD		Median
6/9 (66.67%)				3.33		1.21		3.50

Rider University

Spring A 2021 Course Evaluations

Course: VisualCommunication: COMM-525-OL1 : McGee, Timothy
Instructor: Timothy McGee *
Response Rate: 6/9 (66.67 %)

17 - This course encouraged cooperation and teamwork among students.

Response Option	Weight	Frequency	Percent	Percent Responses	Means			
Always	(5)	0	0.00%					
Often	(4)	1	16.67%					
Sometimes	(3)	3	50.00%					
Rarely	(2)	2	33.33%					
Never	(1)	0	0.00%					
				0 25 50 100	Question			
Response Rate				Mean		STD		Median
6/9 (66.67%)				2.83		0.75		3.00

18 - This course encouraged active or hands-on learning.

Response Option	Weight	Frequency	Percent	Percent Responses	Means			
Always	(5)	3	50.00%					
Often	(4)	3	50.00%					
Sometimes	(3)	0	0.00%					
Rarely	(2)	0	0.00%					
Never	(1)	0	0.00%					
				0 25 50 100	Question			
Response Rate				Mean		STD		Median
6/9 (66.67%)				4.50		0.55		4.50

19 - My instructor created an environment in which I was comfortable participating.

Response Option	Weight	Frequency	Percent	Percent Responses	Means			
Always	(5)	4	66.67%					
Often	(4)	2	33.33%					
Sometimes	(3)	0	0.00%					
Rarely	(2)	0	0.00%					
Never	(1)	0	0.00%					
				0 25 50 100	Question			
Response Rate				Mean		STD		Median
6/9 (66.67%)				4.67		0.52		5.00

20 - Additional Comments:

Response Rate 2/9 (22.22%)

- Dr.McGee did a phenomenal job instructing this course, if presented with the opportunity I would surely take a class with him in the future.
- Truly enjoyed this course!

21 - What specific advice would you have for this instructor about things he/she could do to help you learn better?

Response Rate 2/9 (22.22%)

- N/A
- none!

22 - Please explain how assignments and activities supported the learning outcomes for the course.

Response Rate 2/9 (22.22%)

- We were forced to learn about the principals of Visual Communication through different readings and then tasked with demonstrating our knowledge of said topics in many different/relevant assignments.
- The visuals, samples, and examples for each assignment, modules, and projects were so incredibly helpful!