



# Rider University



## Fall 2021 Course Evaluations

**Course:** HonorsSeminar: GreatIdeas!: BHP-100-O1  
**Instructor:** Timothy McGee \* ,Arlene Wilner  
**Response Rate:** 4/4 (100.00 %)





### 1 - Is this course required for your program?

Response Option	Weight	Frequency	Percent	Percent Responses	Means
Yes	(1)	3	75.00%		
No	(2)	1	25.00%		
				0 25 50 100	
Response Rate					
4/13 (30.77%)					



### 2 - What grade do you expect for this course?

Response Option	Weight	Frequency	Percent	Percent Responses	Means
A	(1)	0	0.00%		
A-	(2)	2	50.00%		
B+	(3)	0	0.00%		
B	(4)	2	50.00%		
B-	(5)	0	0.00%		
C+	(6)	0	0.00%		
C	(7)	0	0.00%		
C-	(8)	0	0.00%		
D+	(9)	0	0.00%		
D	(10)	0	0.00%		
D-	(11)	0	0.00%		
F	(12)	0	0.00%		
				0 25 50 100	
Response Rate					
4/13 (30.77%)					

### 3 - My own efforts in the course have resulted in greater knowledge of the subject matter.

Response Option	Weight	Frequency	Percent	Percent Responses	Means
Strongly Agree	(5)	1	25.00%		3.75 
Agree	(4)	1	25.00%		
Neutral	(3)	2	50.00%		
Disagree	(2)	0	0.00%		
Strongly Disagree	(1)	0	0.00%		
				0 25 50 100	Question
Response Rate				Mean	STD
4/13 (30.77%)				3.75	0.96
				Median	
				3.50	

### 4 - My own efforts in the course matched or exceeded the professor's expectations.

Response Option	Weight	Frequency	Percent	Percent Responses	Means
Strongly Agree	(5)	0	0.00%		3.00 
Agree	(4)	0	0.00%		
Neutral	(3)	4	100.00%		
Disagree	(2)	0	0.00%		
Strongly Disagree	(1)	0	0.00%		
				0 25 50 100	Question
Response Rate				Mean	STD
4/13 (30.77%)				3.00	0.00
				Median	
				3.00	

# Rider University

## Fall 2021 Course Evaluations

**Course:** HonorsSeminar: GreatIdeas!: BHP-100-O1  
**Instructor:** Timothy McGee \* ,Arlene Wilner  
**Response Rate:** 4/4 (100.00 %)

### 5 - I was well-prepared for class, having met reading and other assignment deadlines.

Response Option	Weight	Frequency	Percent	Percent Responses	Means			
Always	(5)	1	25.00%			4.00		
Often	(4)	2	50.00%					
Sometimes	(3)	1	25.00%					
Rarely	(2)	0	0.00%					
Never	(1)	0	0.00%					
				0 25 50 100	Question			
Response Rate				Mean		STD		Median
4/13 (30.77%)				4.00		0.82		4.00

### 6 - I participated in class.

Response Option	Weight	Frequency	Percent	Percent Responses	Means			
Always	(5)	0	0.00%			3.25		
Often	(4)	1	25.00%					
Sometimes	(3)	3	75.00%					
Rarely	(2)	0	0.00%					
Never	(1)	0	0.00%					
				0 25 50 100	Question			
Response Rate				Mean		STD		Median
4/13 (30.77%)				3.25		0.50		3.00

### 7 - My instructor explained the purpose of this course, as well as the goals of the individual lessons or units.

Response Option	Weight	Frequency	Percent	Percent Responses	Means			
Strongly Agree	(5)	0	0.00%			3.75		
Agree	(4)	3	75.00%					
Neutral	(3)	1	25.00%					
Disagree	(2)	0	0.00%					
Strongly Disagree	(1)	0	0.00%					
				0 25 50 100	Question			
Response Rate				Mean		STD		Median
4/13 (30.77%)				3.75		0.50		4.00

### 8 - My instructor set and communicated high expectations.


Response Option	Weight	Frequency	Percent	Percent Responses	Means			
Strongly Agree	(5)	1	25.00%			4.00		
Agree	(4)	2	50.00%					
Neutral	(3)	1	25.00%					
Disagree	(2)	0	0.00%					
Strongly Disagree	(1)	0	0.00%					
				0 25 50 100	Question			
Response Rate				Mean		STD		Median
4/13 (30.77%)				4.00		0.82		4.00

# Rider University


## Fall 2021 Course Evaluations

**Course:** HonorsSeminar: GreatIdeas!: BHP-100-O1  
**Instructor:** Timothy McGee \* ,Arlene Wilner  
**Response Rate:** 4/4 (100.00 %)


### 9 - Class activities and assignments were focused on achieving course objectives.

Response Option	Weight	Frequency	Percent	Percent Responses	Means			
Strongly Agree	(5)	0	0.00%					
Agree	(4)	2	50.00%	■				
Neutral	(3)	2	50.00%	■				
Disagree	(2)	0	0.00%					
Strongly Disagree	(1)	0	0.00%					
				0 25 50 100	Question			
Response Rate				Mean		STD		Median
4/13 (30.77%)				3.50		0.58		3.50


### 10 - My instructor led course sessions in an organized way.

Response Option	Weight	Frequency	Percent	Percent Responses	Means			
Strongly Agree	(5)	0	0.00%					
Agree	(4)	3	75.00%	■				
Neutral	(3)	0	0.00%					
Disagree	(2)	1	25.00%	■				
Strongly Disagree	(1)	0	0.00%					
				0 25 50 100	Question			
Response Rate				Mean		STD		Median
4/13 (30.77%)				3.50		1.00		4.00

### 11 - My instructor provided timely feedback on tests and other assignments.

Response Option	Weight	Frequency	Percent	Percent Responses	Means			
Strongly Agree	(5)	2	50.00%	■				
Agree	(4)	2	50.00%	■				
Neutral	(3)	0	0.00%					
Disagree	(2)	0	0.00%					
Strongly Disagree	(1)	0	0.00%					
				0 25 50 100	Question			
Response Rate				Mean		STD		Median
4/13 (30.77%)				4.50		0.58		4.50

### 12 - My instructor explained how work/performance was evaluated.

Response Option	Weight	Frequency	Percent	Percent Responses	Means			
Strongly Agree	(5)	0	0.00%					
Agree	(4)	3	75.00%	■				
Neutral	(3)	1	25.00%	■				
Disagree	(2)	0	0.00%					
Strongly Disagree	(1)	0	0.00%					
				0 25 50 100	Question			
Response Rate				Mean		STD		Median
4/13 (30.77%)				3.75		0.50		4.00

# Rider University

## Fall 2021 Course Evaluations

**Course:** HonorsSeminar: GreatIdeas!: BHP-100-O1  
**Instructor:** Timothy McGee \* ,Arlene Wilner  
**Response Rate:** 4/4 (100.00 %)

### 13 - My instructor created an environment conducive to learning.

Response Option	Weight	Frequency	Percent	Percent Responses	Means			
Strongly Agree	(5)	0	0.00%					
Agree	(4)	2	50.00%					
Neutral	(3)	1	25.00%					
Disagree	(2)	1	25.00%					
Strongly Disagree	(1)	0	0.00%					
				0 25 50 100	Question			
Response Rate				Mean		STD		Median
4/13 (30.77%)				3.25		0.96		3.50

### 14 - My instructor demonstrated respect for the students.

Response Option	Weight	Frequency	Percent	Percent Responses	Means			
Strongly Agree	(5)	0	0.00%					
Agree	(4)	2	50.00%					
Neutral	(3)	2	50.00%					
Disagree	(2)	0	0.00%					
Strongly Disagree	(1)	0	0.00%					
				0 25 50 100	Question			
Response Rate				Mean		STD		Median
4/13 (30.77%)				3.50		0.58		3.50

### 15 - My instructor was available for direct communication.

Response Option	Weight	Frequency	Percent	Percent Responses	Means			
Strongly Agree	(5)	0	0.00%					
Agree	(4)	4	100.00%					
Neutral	(3)	0	0.00%					
Disagree	(2)	0	0.00%					
Strongly Disagree	(1)	0	0.00%					
				0 25 50 100	Question			
Response Rate				Mean		STD		Median
4/13 (30.77%)				4.00		0.00		4.00

### 16 - This course required me to interact with my fellow students


Response Option	Weight	Frequency	Percent	Percent Responses	Means			
Always	(5)	0	0.00%					
Often	(4)	1	25.00%					
Sometimes	(3)	1	25.00%					
Rarely	(2)	2	50.00%					
Never	(1)	0	0.00%					
				0 25 50 100	Question			
Response Rate				Mean		STD		Median
4/13 (30.77%)				2.75		0.96		2.50

# Rider University

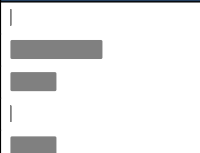
## Fall 2021 Course Evaluations

**Course:** HonorsSeminar: GreatIdeas!: BHP-100-O1  
**Instructor:** Timothy McGee \* ,Arlene Wilner  
**Response Rate:** 4/4 (100.00 %)

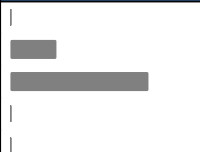
### 17 - This course encouraged cooperation and teamwork among students.

Response Option	Weight	Frequency	Percent	Percent Responses	Means			
Always	(5)	0	0.00%			2.75		
Often	(4)	1	25.00%	■				
Sometimes	(3)	1	25.00%	■				
Rarely	(2)	2	50.00%	■				
Never	(1)	0	0.00%					
				0 25 50 100	Question			
Response Rate				Mean		STD		Median
4/13 (30.77%)				2.75		0.96		2.50

### 18 - This course encouraged active or hands-on learning.

Response Option	Weight	Frequency	Percent	Percent Responses	Means			
Always	(5)	0	0.00%			3.00		
Often	(4)	2	50.00%	■				
Sometimes	(3)	1	25.00%	■				
Rarely	(2)	0	0.00%					
Never	(1)	1	25.00%	■				
				0 25 50 100	Question			
Response Rate				Mean		STD		Median
4/13 (30.77%)				3.00		1.41		3.50

### 19 - My instructor created an environment in which I was comfortable participating.

Response Option	Weight	Frequency	Percent	Percent Responses	Means			
Always	(5)	0	0.00%			3.25		
Often	(4)	1	25.00%	■				
Sometimes	(3)	3	75.00%	■				
Rarely	(2)	0	0.00%					
Never	(1)	0	0.00%					
				0 25 50 100	Question			
Response Rate				Mean		STD		Median
4/13 (30.77%)				3.25		0.50		3.00

### 20 - Additional Comments:

Response Rate	0/13 (0%)
---------------	-----------

### 21 - What specific advice would you have for this instructor about things he/she could do to help you learn better?

Response Rate	2/13 (15.38%)
<ul style="list-style-type: none"> <li>I appreciated the visual learning that we did with the movies and videos. These helped to get a better understanding of the material, but we didn't do very many of them.</li> <li>Creating more engaging assignments both in class and out of class. I'd like to do more than just talk every class.</li> </ul>	

### 22 - Please explain how assignments and activities supported the learning outcomes for the course.

Response Rate	2/13 (15.38%)
<ul style="list-style-type: none"> <li>The papers or reading we did were analyzed in class.</li> <li>The readings we did gave me new perspectives on the world and helped me view our world in a different way. By reading the excerpts that we did, I was able to learn the course material well.</li> </ul>	